

ABUS jib cranes

The hub of flexibility

ABUS jib cranes are the ideal solution for a particularly flexible workplace layout in almost all industrial and trade sectors. Pillar and wall mounted jib cranes fitted with either chain or wire rope hoists are able to be individually adapted to a variety of application demands.



ABUS Kransysteme GmbH - P.O. Box 10 01 62 - D-51601 Gummersbach - Phone: +49 2261 37-0 - E-Mail: info@abuscranes.com

Taking

the load

ABUS jib cranes can move loads of up to 6.3 t effortlessly and safely. With two lifting speeds, they carry out their work efficiently and carefully. Depending on the load capacity, the jib crane arms can be up to 10 m long.

Various

Mounting options

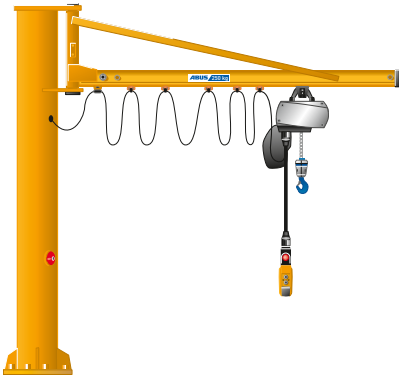
There are various mounting options for fixing to the floor, on walls or on existing supports available to you. With these, ABUS jib cranes can be perfectly integrated into every operation.

Movement

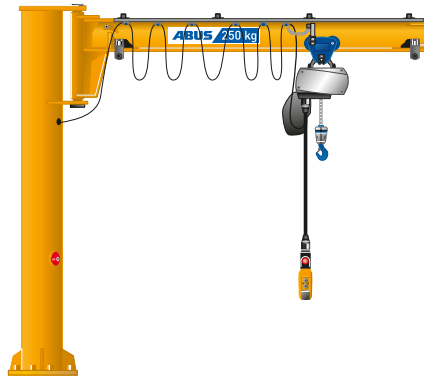
in Easy

Supplementary equipment makes the decision for more flexibility in the workplace even easier. Powered drives for trolley travel and slewing relieve some of the workload and a radio remote control creates additional flexibility.

7.19
AN 310411



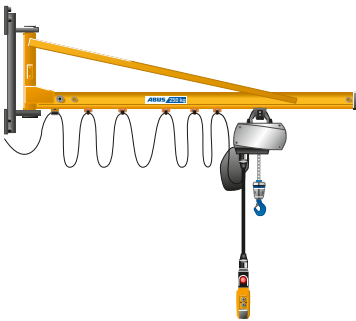
Pillar slewing jib crane LS
lifting made easy




Pillar slewing jib crane LSX
a plus for lifting height



Pillar slewing jib crane VS
360° availability



Wall jib crane LW
easing the load



Wall jib crane LWX
makes light work of lifting



Wall jib crane VW
keeps your floor obstacle-free

By fax on +49 2261 37-247

Company

Name

Street address

Town/Postcode

Phone/Fax

E-mail

Please send me further information about jib cranes.

Please get in touch with me.